

College & Career: Every Student Graduates Ready for College and Careers

Goal 4 - Keystone Proficiency

School Code | 8040 School Name | Arts Academy at Benjamin Rush

Goal 4: The percentage of students who are proficient on all three state high school assessments (Algebra, Literature, and Biology) by the end of their 11th grade year will grow from 26.1% in August 2019 to 52.0% by August 2026.

% of 11th Graders Proficient on Algebra, Biology, & Literature Keystones

All Students, 165 students

Score: 83.6 %



2021-2022 Target: 31.7 %

51.9 pts above target

2025-2026 Goal: 52.0 %

31.6 pts above target



- Meeting Target
- Not Meeting Target

American Indian / Alaskan Native

Insufficient Sample

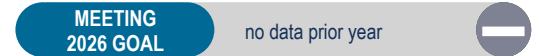
Asian

Insufficient Sample

Black / African American, 33 students

Score: 78.8 %

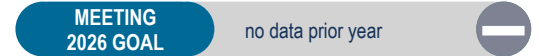
47.1 pts above target



Hispanic / Latino, 21 students

Score: 81.0 %

49.3 pts above target



Multi Racial / Other

Insufficient Sample

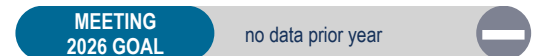
Native Hawaiian / Pacific Islander

Insufficient Sample

White, 95 students

Score: 88.4 %

56.7 pts above target



English Learners

Insufficient Sample

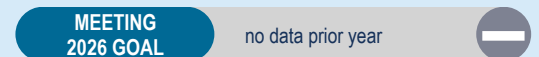
Students with IEPs

Insufficient Sample

Economically Disadvantaged, 68 students

Score: 80.9 %

49.2 pts above target



College & Career: Every Student Graduates Ready for College and Careers

Goal 5 - Career and Technical Education

Graduation and College Readiness

School Code | 8040 School Name | Arts Academy at Benjamin Rush

Goal 5: The percentage of Career and Technical Education (CTE) students who pass an industry standards-based competency assessment by the end of their 12th grade year will grow from 54.5% in August 2019 to 80.0% in August 2026.

% of 12th Grade CTE Students Meeting Industry Standards

All Students

Insufficient Sample

AP, IB, or Dual Enrollment Course Metrics

18.3 %

% of Students Meeting Standard on AP Exam, on IB Exam, or in Dual Enrollment Course by End of 12th Grade

30.3 %

% of Students Participating in but Not Meeting Standard on AP Exam, IB Exam, or Dual Enrollment Course by the End of 12th Grade

51.4 %

% of Students Not Participating in AP Exam, IB Exam, or Dual Enrollment Course by the End of 12th Grade

Other Key Metrics

98.7 %

Ninth-Grade On-Track Rate

68.6 %

First-Fall Matriculation

73.2 %

% of Students Completing the FAFSA by End of 12th Grade

- Meeting Target
- Not Meeting Target

College & Career: Every Student Graduates Ready for College and Careers

Graduation and College Readiness

School Code | 8040 School Name | Arts Academy at Benjamin Rush

Four-Year Cohort Graduation Rate

All Students, 142 students

Score: 98.6 %



2021-2022 Target: 87.7 %
10.9 pts above target

2025-2026 Goal: 90.0 %
8.6 pts above target



American Indian / Alaskan Native

Insufficient Sample

Asian

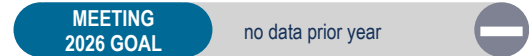
Insufficient Sample

Black / African American

Insufficient Sample

Hispanic / Latino, 25 students

Score: 100.0 %
12.3 pts above target



Multi Racial / Other

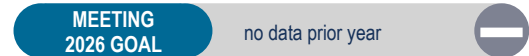
Insufficient Sample

Native Hawaiian / Pacific Islander

Insufficient Sample

White, 80 students

Score: 97.5 %
9.8 pts above target



English Learners

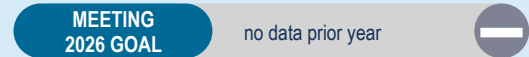
Insufficient Sample

Students with IEPs

Insufficient Sample

Economically Disadvantaged, 74 students

Score: 98.7 %
11.0 pts above target



- Meeting Target
- Not Meeting Target

College & Career: Every Student Graduates Ready for College and Careers

Graduation and College Readiness

School Code | 8040 School Name | Arts Academy at Benjamin Rush

Four-Year Cohort Drop-Out Rate

Four-Year Cohort Continuation Rate

All Students

1 out of 142 students

Score: 0.7%

All Students

1 out of 142 students

Score: 0.7%

American Indian / Alaskan Native

Insufficient Sample

American Indian / Alaskan Native

Insufficient Sample

Asian

Insufficient Sample

Asian

Insufficient Sample

Black / African American

Insufficient Sample

Black / African American

Insufficient Sample

Hispanic / Latino

0 out of 25 students

Score: 0.0%

Hispanic / Latino

0 out of 25 students

Score: 0.0%

Multi Racial / Other

Insufficient Sample

Multi Racial / Other

Insufficient Sample

Native Hawaiian / Pacific Islander

Insufficient Sample

Native Hawaiian / Pacific Islander

Insufficient Sample

White

1 out of 80 students

Score: 1.3%

White

1 out of 80 students

Score: 1.3%

English Learners

Insufficient Sample

English Learners

Insufficient Sample

Students with IEPs

Insufficient Sample

Students with IEPs

Insufficient Sample

Economically Disadvantaged

1 out of 74 students

Score: 1.4%

Economically Disadvantaged

0 out of 74 students

Score: 0.0%

Climate, Culture & Opportunity

Guardrail 1 - Welcoming and Supportive Schools

School Code | 8040 School Name | Arts Academy at Benjamin Rush

Guardrail 1: Every school will be a safe, welcoming and healthy place where our students, staff and community want to be and learn each day. This means that our schools will be: 1) environmentally safe and clean; and 2) spaces with inclusive climates that provide students with access to robust social, emotional, and mental health supports.

School Climate Score	School Climate Survey		
Insufficient Sample	Insufficient Sample <i>Student Rating</i>	Insufficient Sample <i>Parent Rating</i>	6.2/10 <i>Teacher Rating</i>
School Instruction Score	School Instruction Survey		
Insufficient Sample	Insufficient Sample <i>Student Rating</i>	Insufficient Sample <i>Parent Rating</i>	7.0/10 <i>Teacher Rating</i>

- Meeting Target
- Not Meeting Target



No



School Has at Least 2 Behavioral/Mental Health Support FTEs per 500 Students

Climate, Culture & Opportunity

Guardrail 1 - Welcoming and Supportive Schools

School Code | 8040 School Name | Arts Academy at Benjamin Rush

Guardrail 1: Every school will be a safe, welcoming and healthy place where our students, staff and community want to be and learn each day. This means that our schools will be: 1) environmentally safe and clean; and 2) spaces with inclusive climates that provide students with access to robust social, emotional, and mental health supports.

% of Students Attending at Least 95% of Instructional Days	% of Students Attending	
<p>All Students: 637 Students</p> <p style="text-align: center;">Score: 58.9 %</p>  <p>2021-2022 Target: 52.9 % <i>6.0 pts above target</i></p> <p>2025-2026 Goal: 60.0 % <i>-1.1 pts from target</i></p> <p>MEETING no data prior year</p>	<p>Greater Than 95% of Instructional Days 58.9 %</p>	<p>90-95% of Instructional Days 27.0 %</p>
<p>All Students: 637 Students</p> <p style="text-align: center;">Score: 85.9 %</p>  <p>2021-2022 Target: 82.3 % <i>3.6 pts above target</i></p> <p>2025-2026 Goal: 94.0 % <i>-8.1 pts from target</i></p> <p>MEETING no data prior year</p>	<p style="text-align: center;">Additional Metrics</p> <div style="display: flex; justify-content: space-around;"> <div style="text-align: center;"> <p>59.4%</p> <p><i>% of Teachers Attending at Least 95% of Work Days (Cumulative)</i></p> </div> <div style="text-align: center;"> <p>84.9%</p> <p><i>Teacher Annual Retention</i></p> </div> </div> <div style="display: flex; justify-content: space-around; margin-top: 20px;"> <div style="text-align: center;"> <p>80.7%</p> <p><i>% of Teachers Receiving a Proficient MMS Rating</i></p> </div> <div style="text-align: center;"> <p>19.4%</p> <p><i>% of Teachers Receiving a Distinguished MMS Rating</i></p> </div> </div>	

- Meeting Target
- Not Meeting Target

Climate, Culture & Opportunity

Guardrail 2 - Enriching and Well-rounded School Experiences

Guardrail 3 - Partnering with Parents / Family Members

School Code | 8040 School Name | Arts Academy at Benjamin Rush

Guardrail 2: Every student will have a well-rounded education with co-curricular opportunities, including arts and athletics, integrated into the school experience.

Guardrail 3: Every parent and guardian will be welcomed and encouraged to be partners in their child's school community.

% of Students Participating in Co-Curricular / Athletics Activities

School Relationship Score

*% of Students
Participating in Co-
Curricular / Athletics
Activities*

Data Unavailable

Insufficient Sample

Additional Metrics



Yes

School Has a SAC/Parent Advisory Group



Yes

School Has a SAC/Parent Advisory Group That Meets Regularly



8

Number of SAC/Parent Advisory Group Meetings

- Meeting Target
- Not Meeting Target

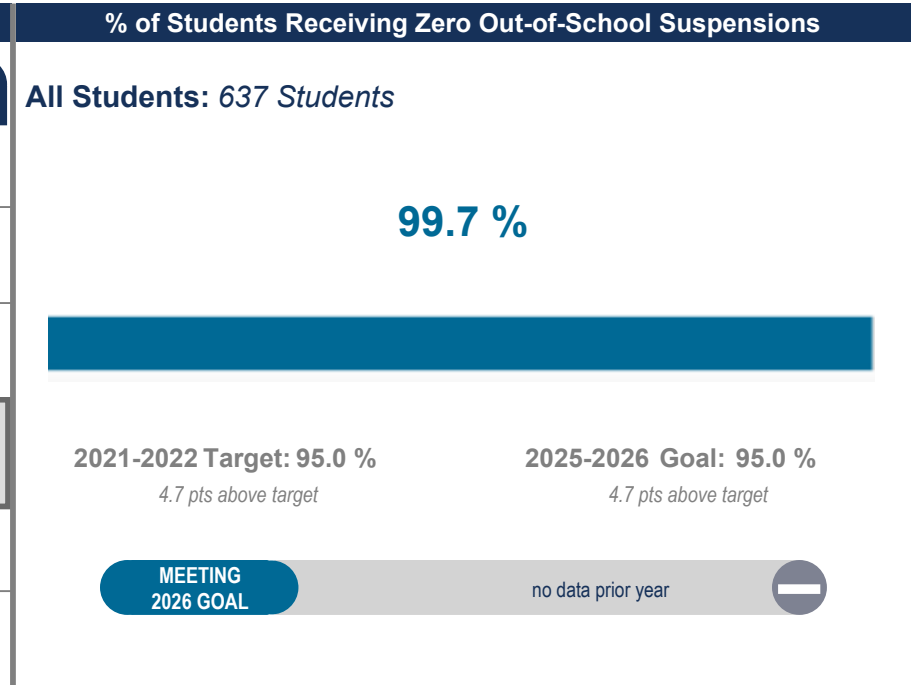
Climate, Culture & Opportunity

Guardrail 4 - Addressing Racist Practices

School Code | 8040 School Name | Arts Academy at Benjamin Rush

Guardrail 4: Our students' potential will not be limited by practices that perpetuate systemic racism and hinder student achievement.

Suspension Disproportionality			
	% of Enrollment (Total Enrollment)		% of Suspensions Given to Each Subgroup
All Students	(635)		
American Indian / Alaskan Native	0.0 %	(0)	0.0 %
Asian	8.0 %	(51)	0.0 %
Black / African American	19.5 %	(124)	50.0 %
Hispanic / Latino	17.5 %	(111)	0.0 %
Multi Racial / Other	4.9 %	(31)	0.0 %
Native Hawaiian / Pacific Islander	0.3 %	(2)	0.0 %
White	49.8 %	(316)	50.0 %
English Learners	2.2 %	(14)	0.0 %
Students with IEPs	7.1 %	(45)	50.0 %
Economically Disadvantaged	44.7 %	(284)	50.0 %



Disproportionality in AP, IB, and Dual Enrollment Courses

All Students	Black / African American	Hispanic / Latino
49.3 %	23.5 %	40.0 %

- Meeting Target
- Not Meeting Target